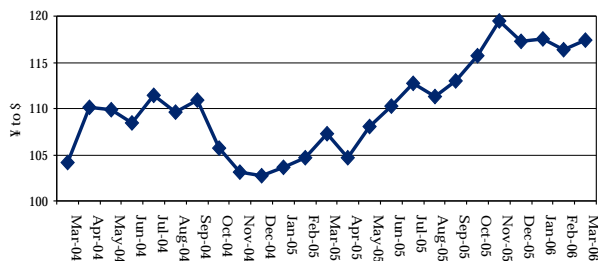


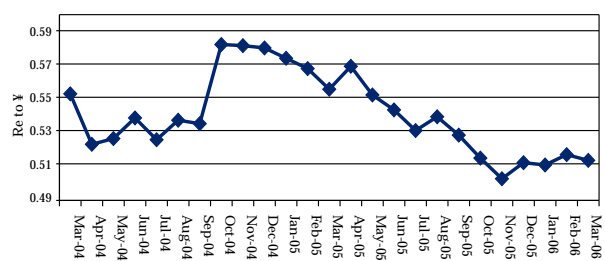
Year at a Glance

		Mar-06	Mar-05
(Rupees in million)			
Sales		25,639	16,587
Gross Profit		1,168	283
Operating Profit		883	84
Profit Before Tax		1,134	259
Profit After Tax		705	162
Shareholders' Equity		2,705	2,094
Capital Expenditure		1,833	273
Total Assets		9,174	11,793
<hr/>			
Break up Value Per Share	Rs	64	50
Market Value Per Share	Rs	112	74
Contribution to National Exchequer	Rs in M	8,481	6,371
Honda (Production)	Units	31,476	20,040
Manpower	Nos.	1,198	1,032
Exchange Rate at Year End			
¥ to \$	¥	117	107
Rs to \$	Rs	60.10	59.50
Re to ¥	Re	0.51	0.55
<hr/>			
Market Share			
Car Market	Units	150,362	116,827
1300 cc & Above	Units	65,529	47,981
Sales	Units	30,719	20,056
Market Share	%	47	42

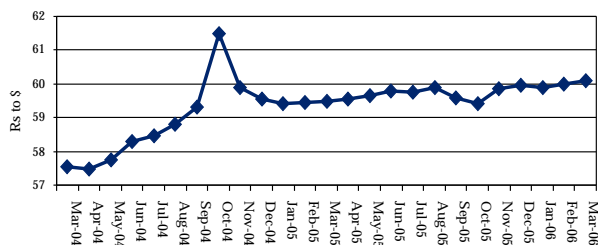
¥ to \$ Movement



Re to ¥ Movement



Rs to \$ Movement



Share Price Movement

