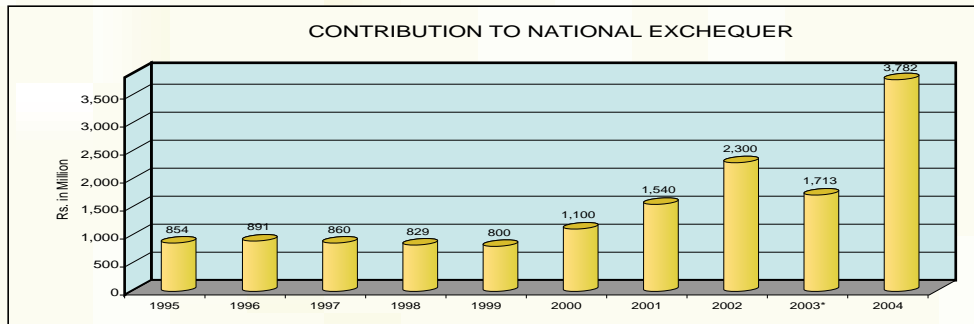
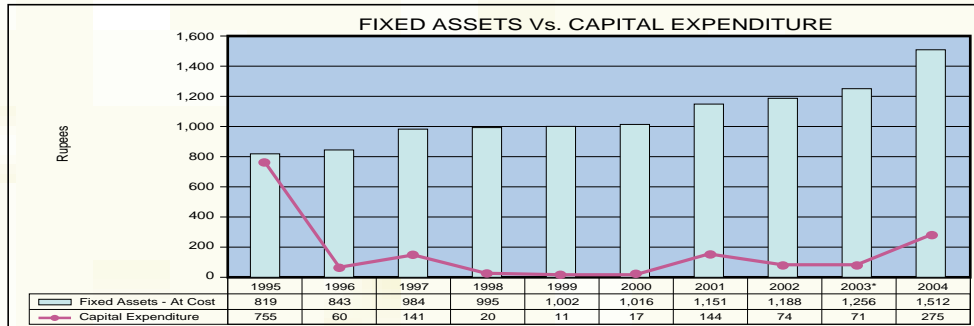
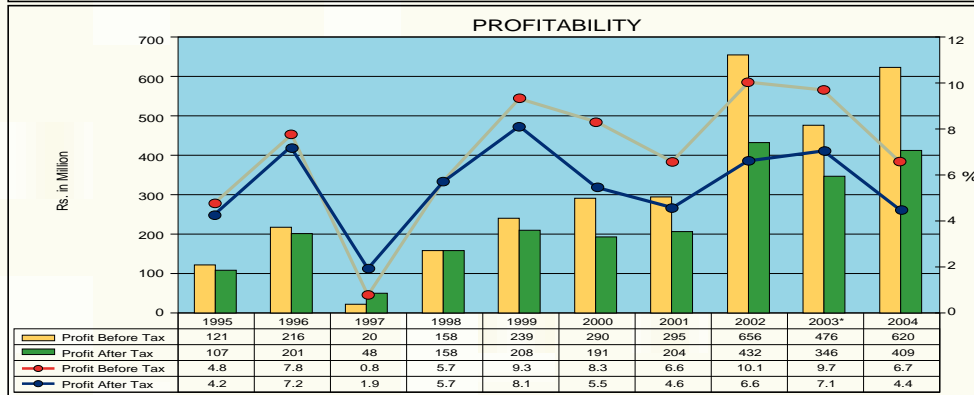
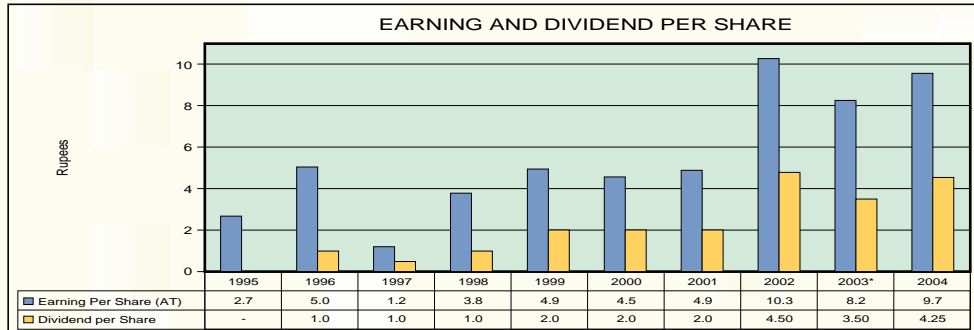
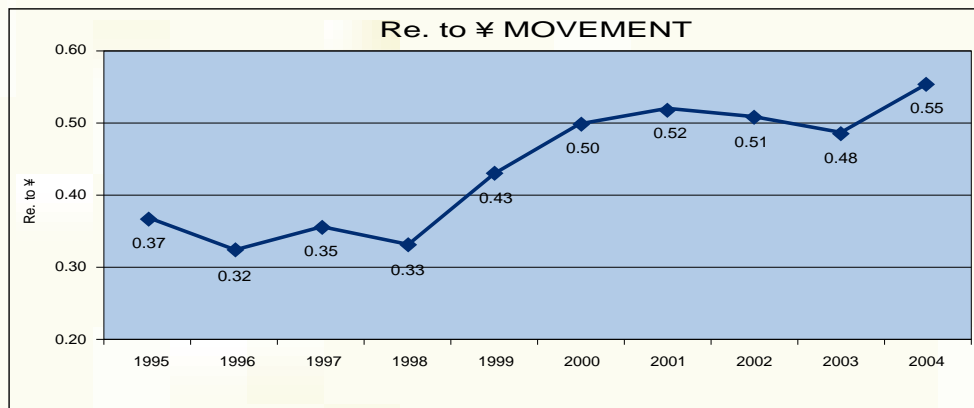
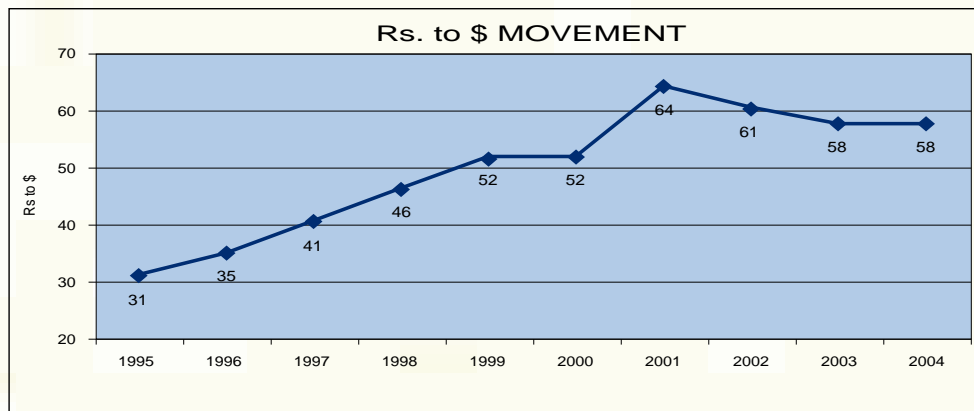
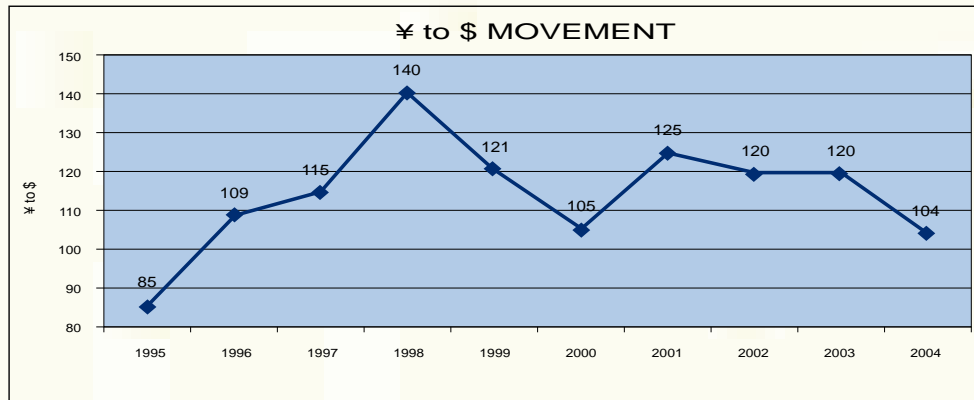


* March-03 - Data for 9 months



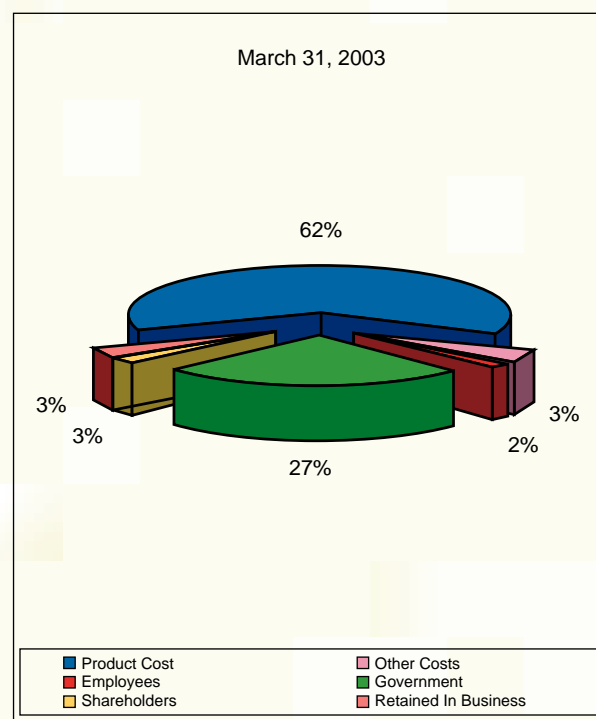
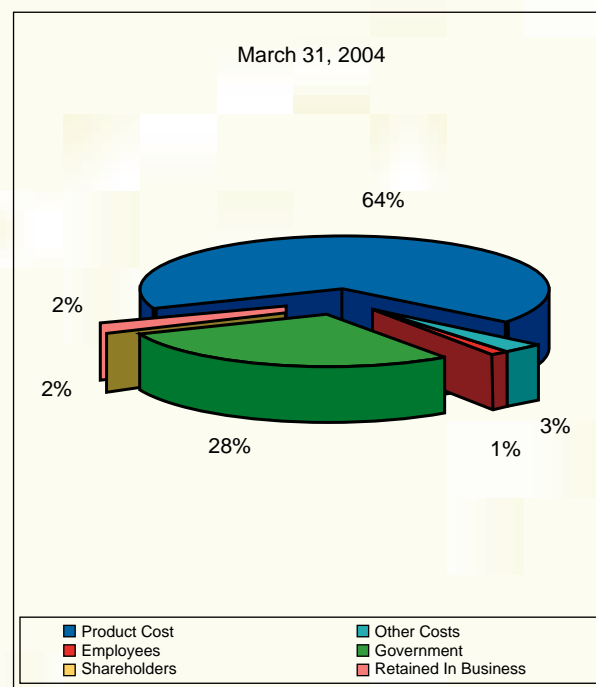
* March-03 - Data for 9 months



Revenue Application

	Mar-04 (Rupees in thousand)	Mar-03* (Rupees in thousand)
REVENUE		
Gross Sales	11,051,191	5,794,885
Other Income (net)	72,888	50,948
	<u>11,124,079</u>	<u>5,845,833</u>
APPLICATION		
Product Cost		
Cost of Sales (excluding employees' remuneration and government levies)	7,128,412	3,632,057
Other Costs		
Operating Expenses (excluding employees' remuneration)	103,289	65,183
Dealers' Commission	251,982	134,530
Financial Charges	2,289	505
	<u>357,560</u>	<u>200,218</u>
Employees		
Employees' Remuneration	147,397	100,786
WPPF	70	48
	<u>147,467</u>	<u>100,834</u>
Government		
WWF	45,346	34,598
Sales Tax	1,440,839	759,290
Custom Duties	1,384,261	643,004
Income Tax	211,510	129,697
	<u>3,081,957</u>	<u>1,566,589</u>
Shareholders		
Dividend	178,500	147,000
Retained In Business		
Profit Retained	230,183	199,135
	<u>11,124,079</u>	<u>5,845,833</u>
REVENUE	<u>11,124,079</u>	<u>5,845,833</u>
APPLICATION IN %		
Product Cost	64	62
Other Costs	3	3
Employees	1	2
Government	28	27
Shareholders	2	3
Retained In Business	2	3
	<u>100</u>	<u>100</u>

* March-03 - Data for 9 months



Value Added and Its Distribution

	Mar-04 (Rupees in thousand)	Mar-03* (Rupees in thousand)
VALUE ADDED		
Net Sales	9,358,369	4,901,066
Other Income (net)	72,888	50,948
Cost of Sales (excluding employees' remuneration)	(8,512,674)	(4,275,061)
Operating Expenses (excluding employees' remuneration)	(103,289)	(65,183)
Financial Charges	(2,288)	(505)
	<u>813,006</u>	<u>611,265</u>
DISTRIBUTION		
Employees	147,397	100,786
Employees' Remuneration	70	48
WPPF	147,467	100,834
Government	45,347	34,598
WWF	211,510	129,697
Income Tax	256,857	164,295
Shareholders	178,500	147,000
Dividend	178,500	147,000
Retained In Business	230,182	199,136
Profit Retained	230,182	199,136
	<u>813,006</u>	<u>611,265</u>
VALUE ADDED		
	<u>813,006</u>	<u>611,265</u>
DISTRIBUTION IN %		
Employees	18	16
Government	32	27
Shareholders	22	24
Retained In Business	28	33
	<u>100</u>	<u>100</u>

* March-03 - Data for 9 months

