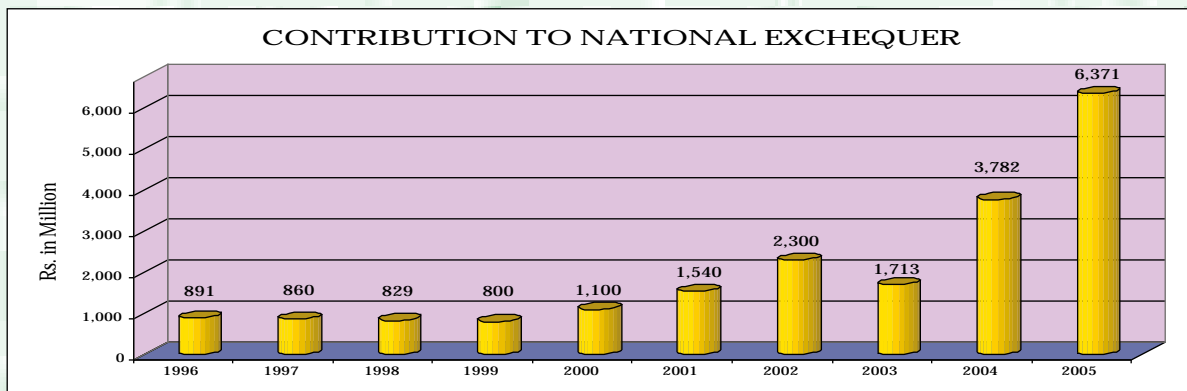
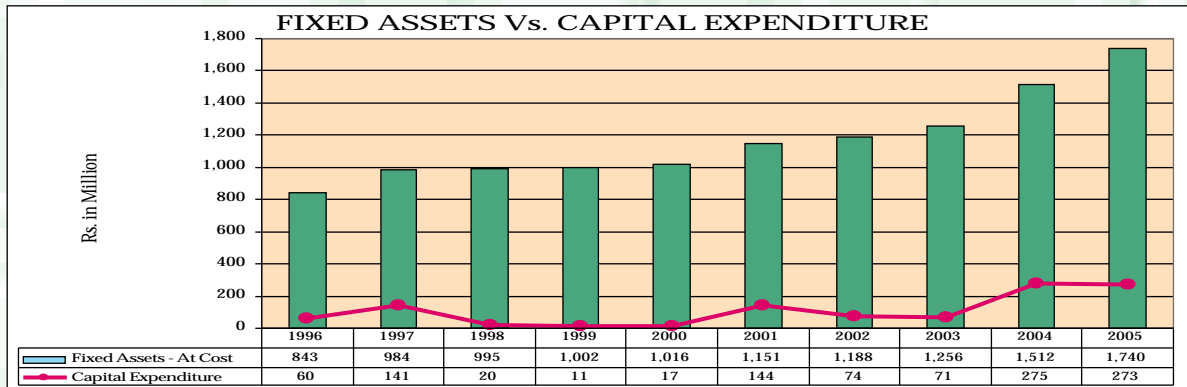
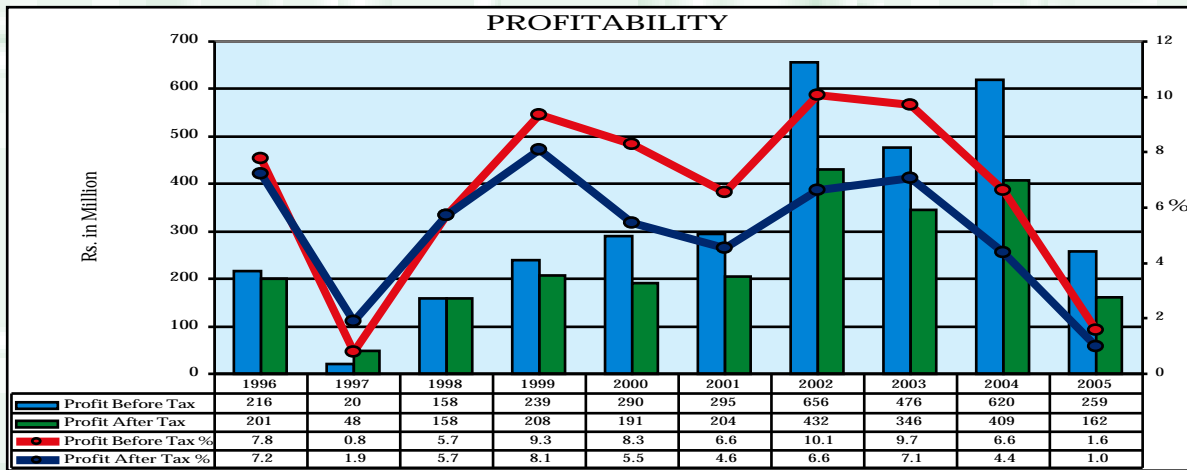
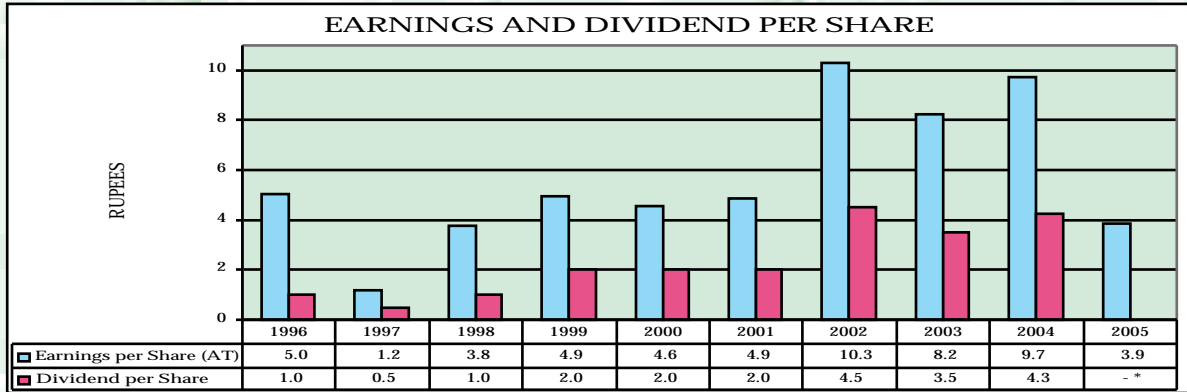
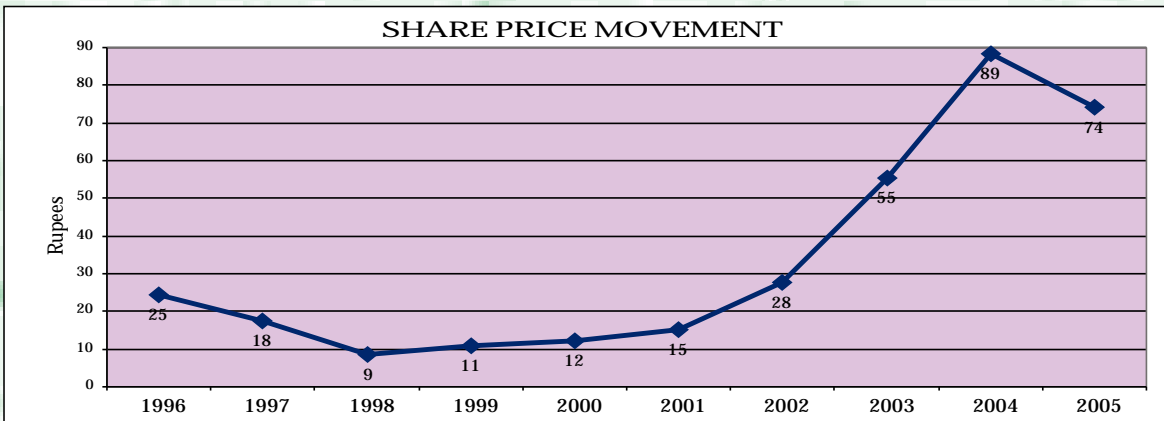
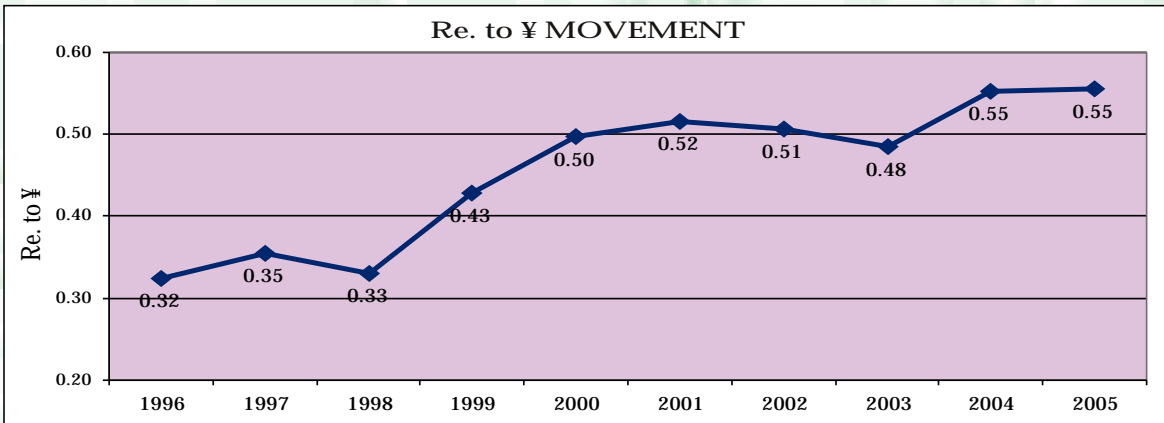
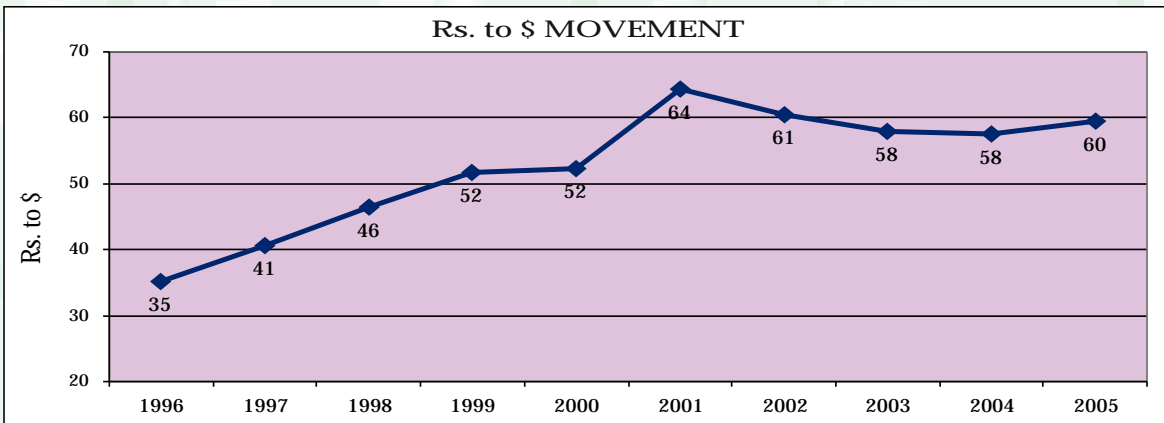
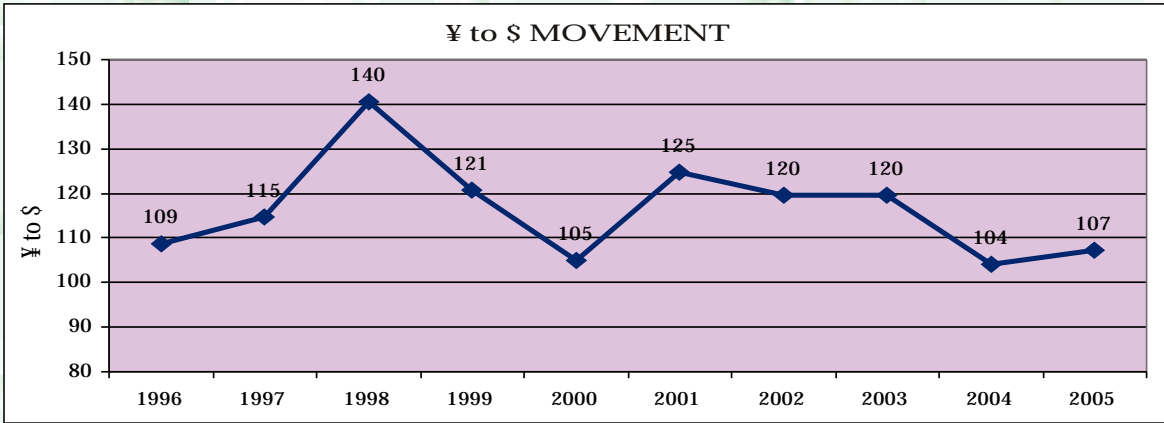


* Referring note 8.2 of the financial statements, proposed cash dividend of Rs 95 million (Rs 2.25 per share) is not reflected. Note: Prior years figures have not been adjusted for revised accounting treatment of proposed dividend.

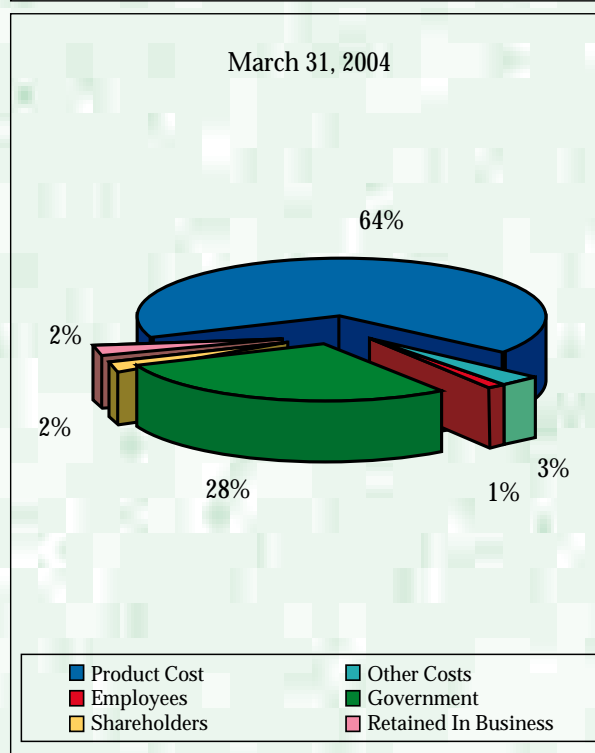
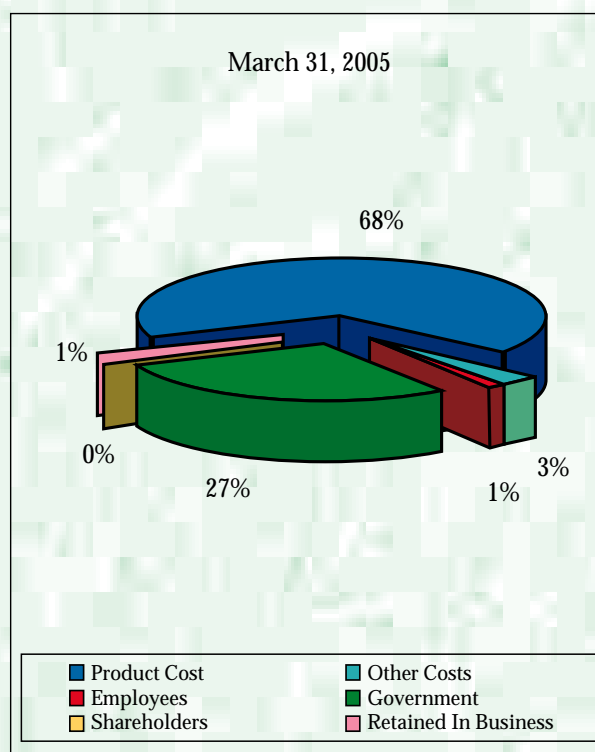


* Referring note 8.2 of the financial statements, proposed cash dividend of Rs 2.25 per share is not reflected.



Revenue Application

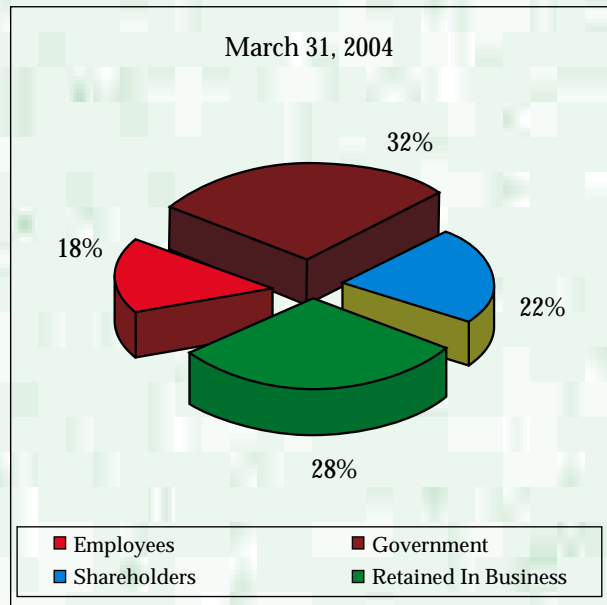
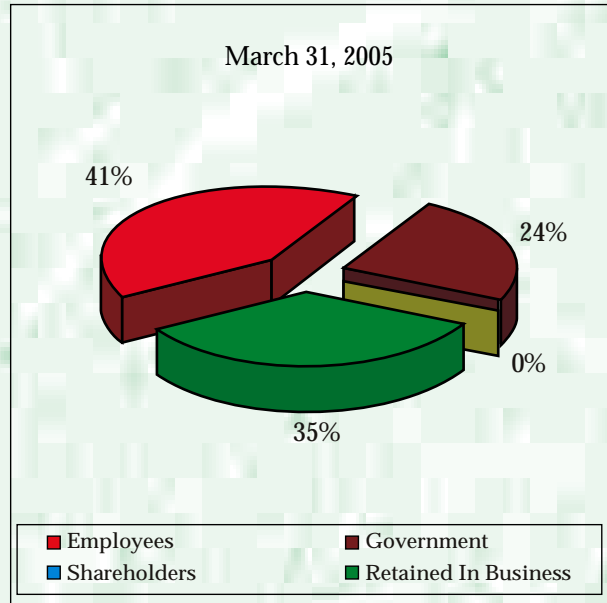
	Mar-05 (Rupees in thousand)	Mar-04
REVENUE		
Gross Sales	19,594,604	11,051,191
Other Income (net)	197,190	72,888
	<u>19,791,794</u>	<u>11,124,079</u>
APPLICATION		
Product Cost	13,435,953	7,128,412
Cost of Sales (excluding employees' remuneration and government levies)		
Other Costs	130,171	103,289
Operating Expenses (excluding employees' remuneration)	451,726	251,982
Dealers' Commission	5,956	2,289
Financial Charges		
	<u>587,853</u>	<u>357,560</u>
Employees' Remuneration	193,699	147,397
WPPF	50	70
	<u>193,749</u>	<u>147,467</u>
Government WPPF/WWF	16,095	45,346
Sales Tax	2,555,661	1,440,839
Custom Duties	2,743,853	1,384,262
Income Tax	96,450	211,510
	<u>5,412,059</u>	<u>3,081,957</u>
Shareholders Dividend *	-	178,500
Retained In Business Profit Retained	162,180	230,183
	<u>19,791,794</u>	<u>11,124,079</u>
REVENUE		
	<u>19,791,794</u>	<u>11,124,079</u>
APPLICATION IN %		
Product Cost	68	64
Other Costs	3	3
Employees	1	1
Government	27	28
Shareholders *	-	2
Retained In Business	1	2
	<u>100</u>	<u>100</u>



* Referring note 8.2 of the financial statements, proposed cash dividend of Rs 94,500 is not reflected.

Value Added and Its Distribution

	Mar-05 (Rupees in thousand)	Mar-04 (Rupees in thousand)
VALUE ADDED		
Net Sales	16,587,216	9,358,369
Other Income (net)	197,190	72,888
Cost of Sales (excluding employees' remuneration)	(16,179,805)	(8,512,674)
Operating Expenses (excluding employees' remuneration)	(130,171)	(103,289)
Financial Charges	(5,956)	(2,288)
	<u>468,474</u>	<u>813,006</u>
DISTRIBUTION		
Employees		
Employees' Remuneration	193,699	147,397
WPPF	50	70
	<u>193,749</u>	<u>147,467</u>
Government WPPF/WWF		
Income Tax	16,095	45,347
	<u>96,450</u>	<u>211,510</u>
	<u>112,545</u>	<u>256,857</u>
Shareholders Dividend *	-	178,500
Retained In Business Profit Retained	162,180	230,182
	<u>468,474</u>	<u>813,006</u>
VALUE ADDED	<u>468,474</u>	<u>813,006</u>
DISTRIBUTION IN %		
Employees	41	18
Government	24	32
Shareholders *	-	22
Retained In Business	35	28
	<u>100</u>	<u>100</u>



* Referring note 8.2 of the financial statements, proposed cash dividend of Rs 94,500 is not reflected.